


I N
E X



INEX is a full-scale developer covering construction, architecture, design, engineering and planning for high-end residential and commercial projects.

We take a product-focused approach, shaping each project from the initial concept to final delivery.

The company handles maintenance and facility management, taking care of operations and resolving any issues during a one-year warranty period at no extra cost.



KONIA CROWN
PAPHOS

WELCOME TO KONIA

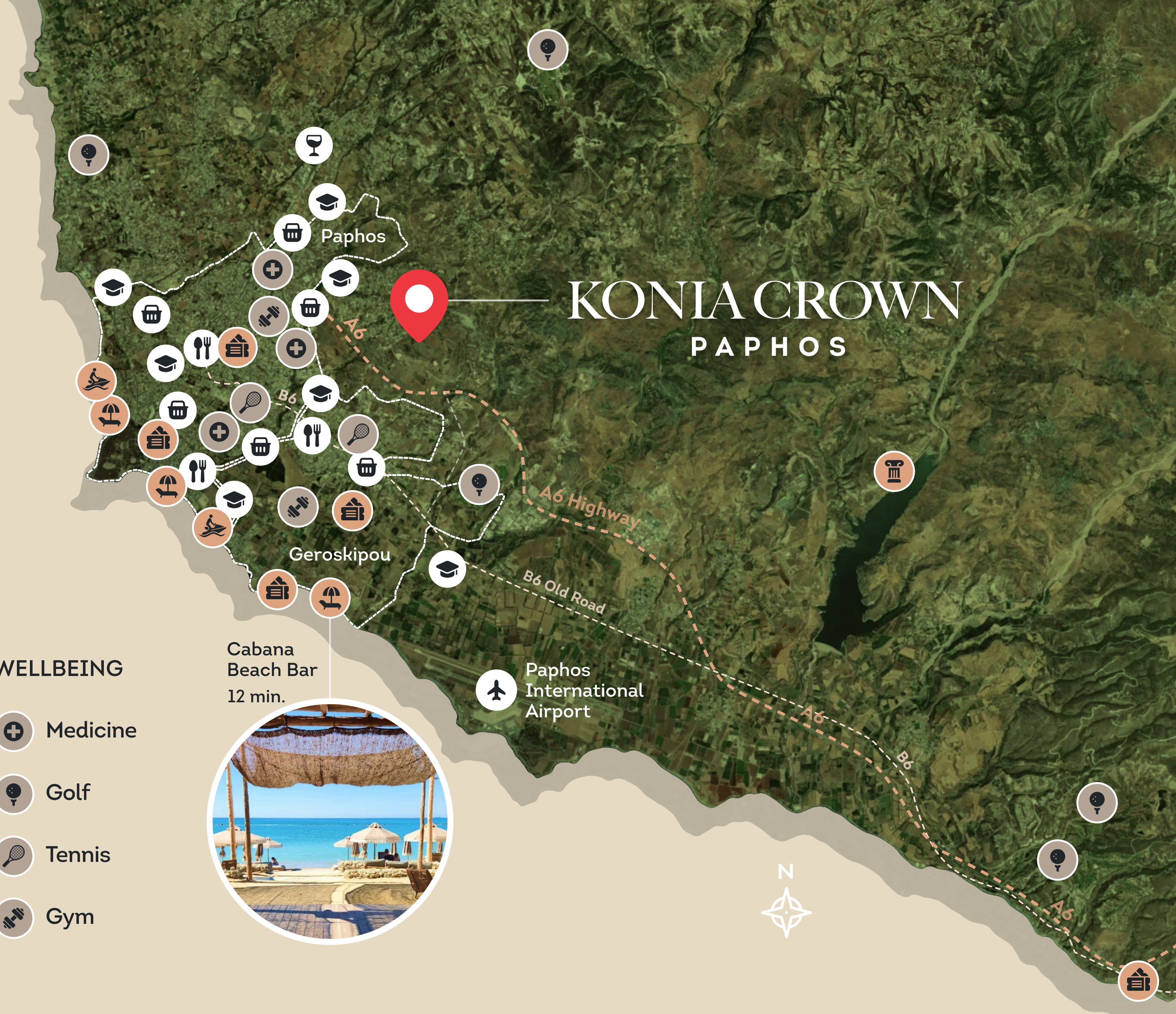
Konia is a well-known residential part of Paphos, located in the east of the city and set on higher ground at around 190 metres above sea level.

Konia is the kind of place people choose when they want a real home in Paphos, not just a point on the map. It feels quieter, greener and more residential, with the charm of a village and the comfort of having the city close by.

Schools, shops, the motorway and everyday essentials are all within easy reach, which makes daily life here simple and comfortable. It is a place where life feels more personal and connected to what really matters.



CONVENIENTLY LOCATED



KONIA CROWN PAPHOS

LIFESTYLE



Food



Education



Shopping



Winery

ACTIVITIES



Archeological site



Beaches



Entertainment



Water sports

WELLBEING



Medicine



Golf



Tennis



Gym

Cabana
Beach Bar
12 min.



Paphos
International
Airport





For this project, INEX is collaborating with Woods Bagot - a global architecture and design practice known for creating thoughtful, future-focused spaces.

Woods Bagot creates Architecture for Worlds Ahead. Through architecture and design, the practice delivers forward-thinking, commercially grounded solutions that respond to evolving patterns of living, working, and investment. With 18 global studios, the firm combines international expertise with local insight to create places that are resilient, contextual, and aligned with client ambitions.



KONIA CROWN

PAPHOS

At the top of Konia, INEX is creating **Konia Crown** - a new residential neighbourhood planned as a mix of villas and apartment buildings, all shaped by one clear architectural vision.

The masterplan includes different home types, from cozy 3-bedroom villas to larger 4-, 5- and 6-bedroom houses, together with apartment blocks designed as part of the same community.

The project is also designed around how people actually want to live and planned as a private gated community, shared spaces are expected to include amenities such as a pool, gym, club house, children's area and flexible common spaces for supporting everyday needs.



KONIA CROWN
PAPHOS

100+ Units

73 000 m² Land plot area

Under construction

Masterplan Design DNA

Key Principles

1. LANDSCAPE-LED LIVING




Streets and houses respond to the slope; architecture integrates subtly into the landscape.

2. COMMUNITY & CONNECTIVITY



Encourage a sense of belonging for permanent relocators.

3. AFFORDABLE PREMIUM QUALITY




Thoughtful balance between views, amenities, and density.

4. FLEXIBLE & DIVERSE TYPOLOGIES



Variety in unit types, sizes, and orientations. Offer housing units for extended families or buyers wanting a room for parents.

5. CYPRIOT CHARACTER & SENSE OF PLACE




Outdoor spaces, patios, and natural pools to celebrate Mediterranean living.

Masterplan Design DNA

Architectural Design Pillars



Soft and Naturalistic Forms




Materials Inspired by the Place



Touching the Ground Lightly, Suspended above the Land



Distinguished by Color and Pattern




Inspired By Local Vernacular Architecture


Primary House

Material Approach


Warm Local Stone



Mineral Lime Plaster



Stone Pavement



Integrated Planting




The material palette is rooted in the geology and light of Cyprus: mineral, tactile, sun-responsive, durable and low-maintenance.

Timber

Primary House

Architectural Accents

**Seamless Indoor–Outdoor
Thresholds**



**Signature Metal
Detailing**




**Multiple Textures, One
Plane**



**Wraparound Corner
Glazing**



**Vertical Louvers
(Timber or P-C Alu)**



Master Plan

Current Proposal



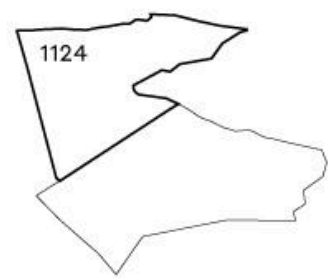
Master Plan

Current Proposal

Key:

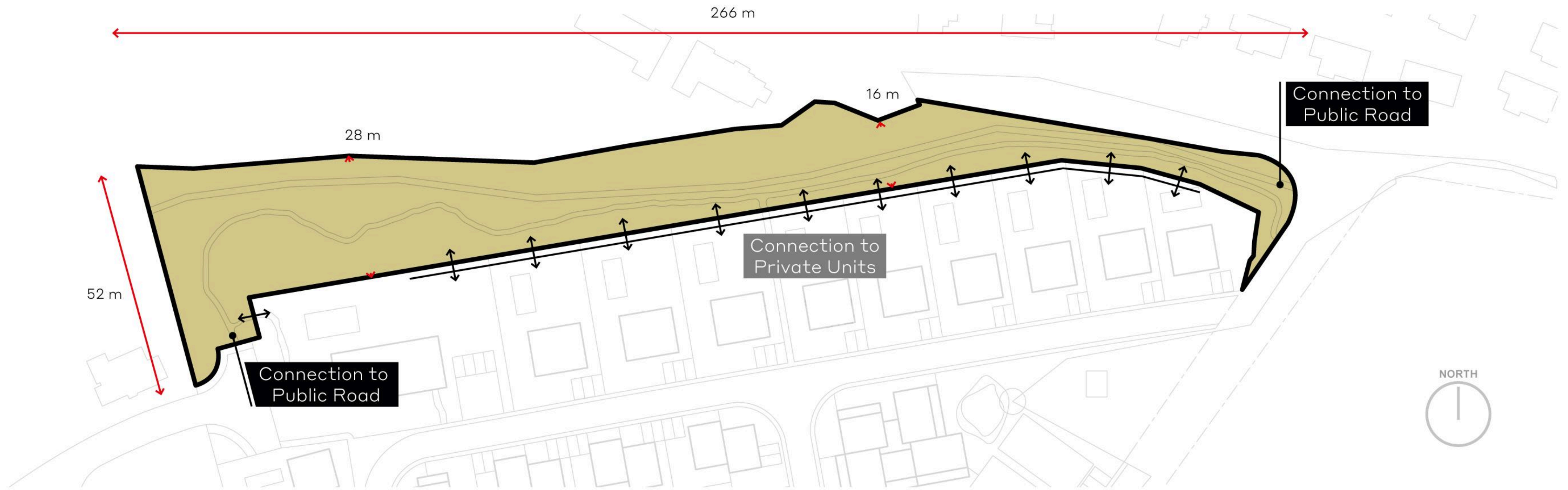
- 6 Bed Units
- 5 Bed Units
- 4 Bed Units
- 3 Bed Units/ Junior Villas
- Terraced Apt. Blocks
- Apartment Blocks
- Shared Pool
- Amenities (co-working lobby, children's area, gym)

Number of Units: 100+



The Creek Garden

Scale & Spatial Hierarchy



The Creek Garden

Visual



The Club Terrace

Place Vision



01

HOSPITALITY LAYER WITHOUT DENSITY

This delivers the “resort” experience while maintaining private ownership.



02

COMMUNITY = SECURITY PREMIUM

A socially active shared community space is perceived as safer and more desirable.



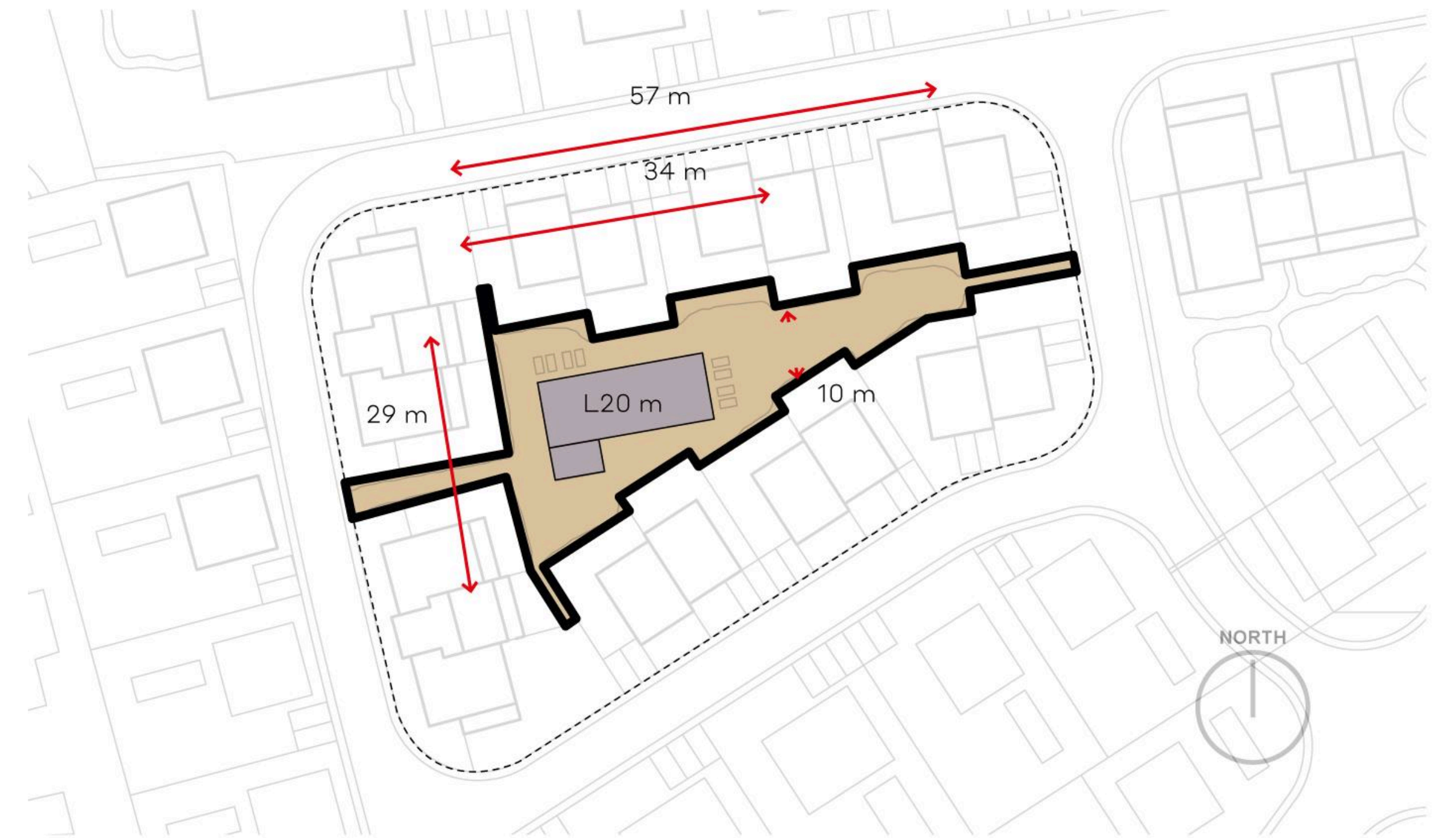
03

INTERGENERATIONAL APPEAL

Parents, children, grandparents. The shared pool creates cross-generational use. This broadens the buyer market.

The Club Terrace

Scale & Spatial Hierarchy



The Club Terrace

Visual



The Active Quarter

Place Vision



01

SHIFT TO HYBRID LIVING

Work-from-home is permanent. Co-working within walking distance increases daily utility and future resale appeal.



02

WELLNESS AS A CORE ASSET

Gym + padel reflect contemporary Mediterranean lifestyle: social, active, outdoors.



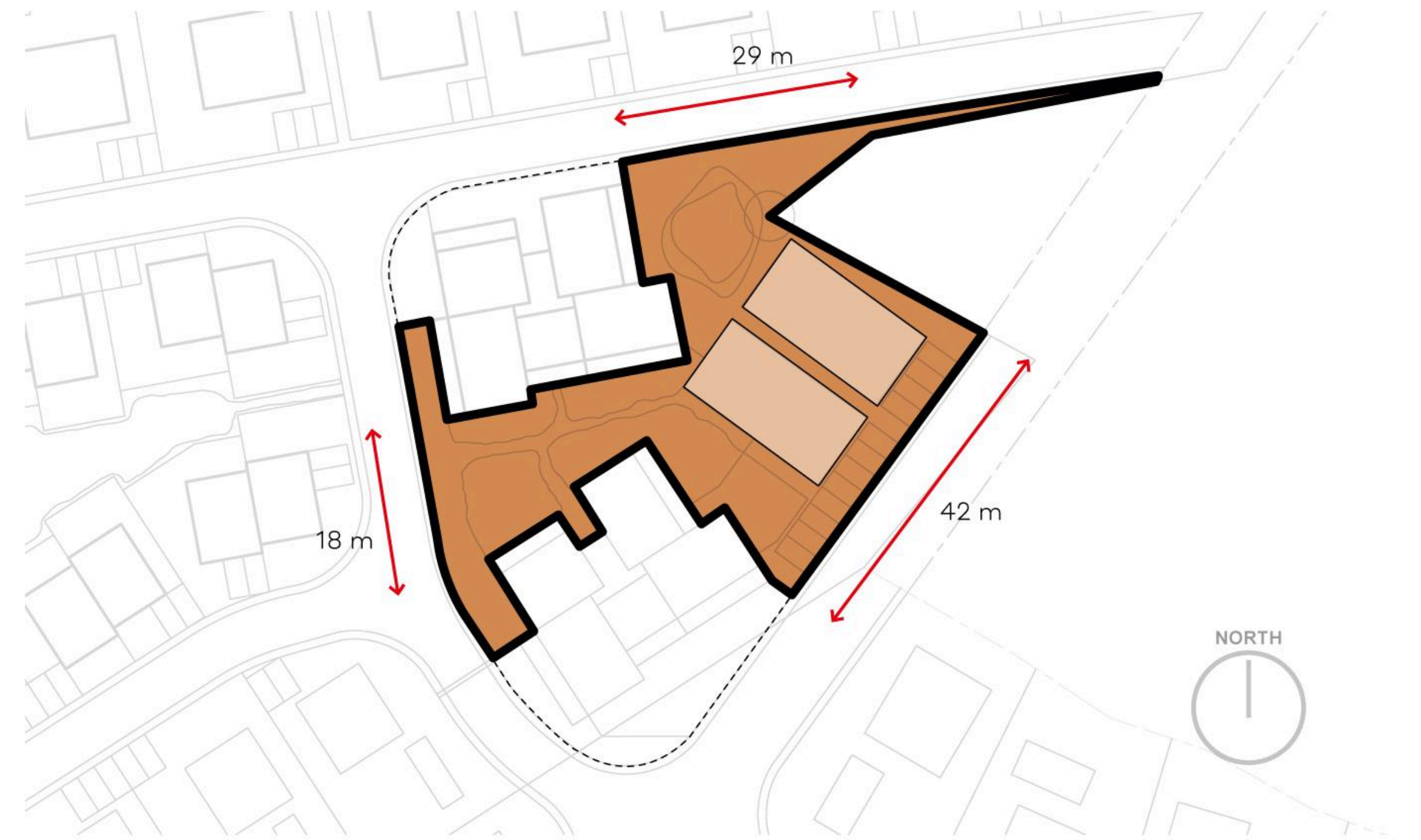
03

DEMOGRAPHIC FLEXIBILITY

Appeals to: young professionals, families, second-home buyers, retirees seeking active ageing.

The Active Quarter


Scale & Spatial Hierarchy



The Active Quarter

Architectural Expression

- Padel
- Platform Tennis, Badminton, Foot Tennis
- Volleyball, Basketball street-style



The Active Quarter

Visual



CONTACT US

Looking forward to telling you more

📞 +357 777 888 33

✉️ sales@inex-group.com

inex-group.com

